

**vtech**<sup>®</sup>  
baby

Instruction Manual

# Fox & Friends Gift Set



**VTech understands that a child's needs and abilities change as they grow and with that in mind we develop our toys to teach and entertain at just the right level...**

## **vtech** Baby

**Toys that will stimulate their interest in different textures, sounds and colours**

### **I am...**

...responding to colours, sounds and textures

...understanding cause and effect

...learning to touch, reach, grasp, sit-up, crawl and toddle

*Birth-36 months*



## **Pre-School**

**Interactive toys to develop their imagination and encourage language development**

### **I want...**

...to get ready for school by starting to learn the alphabet and counting

...my learning to be as fun, easy and exciting as can be

...to show my creativity with drawing and music so my whole brain develops

*3-6 years*



## **Electronic Learning Computers**

**Cool, aspirational and inspiring computers for curriculum related learning**

### **I need...**

...challenging activities that can keep pace with my growing mind

...intelligent technology that adapts to my level of learning

...National Curriculum based content to support what I'm learning at school

*4-10 years*



To learn more about this and other VTech® products, visit [www.vtech.co.uk](http://www.vtech.co.uk)

# INTRODUCTION

The **VTech® Fox & Friends Gift Set** is the ideal gift for little bundles of joy. The soft fox, electronic koala rattle and high contrast flashcards make a fantastic on-the-go gift for babies.

Twisting Ears

C-ring


Crinkly Ears

Light Up  
Heart Button

On/Off Switch

Tail Ribbons

Squeaker



# INCLUDED IN THE PACKAGE

- Quick Start Guide
- Soft Fox
- Electronic Koala Rattle
- High Contrast Flashcards

## WARNING

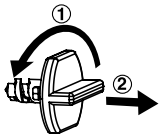
All packing materials such as tape, plastic sheets, packaging locks, removable tags, cable ties, cords and packaging screws are not part of this toy and should be discarded for your child's safety.

## NOTE

Please save this Instruction Manual as it contains important information.

**WARNING: Keep the soft toy out of the sleeping environment for babies under twelve months to avoid suffocation risk.**

## Removing the Packaging Locks:




- ① Rotate the packaging lock 90 degrees anticlockwise.
- ② Pull out the packaging lock and discard.

# INSTRUCTIONS

## Battery Removal and Installation

1. Make sure the unit is turned **OFF**.
2. Locate the battery cover on the back of the koala. Use a screwdriver to loosen the screw and then open the battery cover.
3. Remove the old battery by pulling up on one end of the battery.
4. Install 1 new AAA (AM-4/LR03) battery following the diagram inside the battery box. (The use of new alkaline batteries is recommended for maximum performance).
5. Replace the battery cover and tighten the screw to secure.



### **WARNING:**

Adult assembly required for battery installation.  
Keep batteries out of reach of children.

### **IMPORTANT: BATTERY INFORMATION**

- Insert batteries with the correct polarity (+ and -).
- Do not mix old and new batteries.
- Do not mix alkaline, standard (carbon-zinc) or rechargeable batteries.
- Only batteries of the same or equivalent type as recommended are to be used.
- Do not short-circuit the supply terminals.
- Remove batteries during long periods of non-use.
- Remove exhausted batteries from the toy.
- Dispose of batteries safely. Do not dispose of batteries in fire.

## RECHARGEABLE BATTERIES:

- Remove rechargeable batteries from the toy before charging.
- Rechargeable batteries are only to be charged under adult supervision.
- Do not charge non-rechargeable batteries.

## Disposal of batteries and product



The crossed-out wheellie bin symbols on products and batteries, or on their respective packaging, indicates they must not be disposed of in domestic waste as they contain substances that can be damaging to the environment and human health.



The chemical symbols Hg, Cd or Pb, where marked, indicate that the battery contains more than the specified value of mercury (Hg), cadmium (Cd) or lead (Pb) set out in the Batteries and Accumulators Regulation.



The solid bar indicates that the product was placed on the market after 13th August, 2005.

Please dispose of your product and batteries responsibly.

In the UK, give this toy a second life by disposing of it at a small electricals collection point\* so all of its materials can be recycled.

Learn more at:

[www.vtech.co.uk/recycle](http://www.vtech.co.uk/recycle)

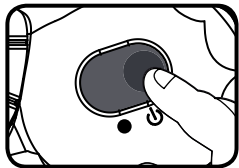
[www.vtech.com.au/sustainability](http://www.vtech.com.au/sustainability)

\* Visit [www.recyclenow.com](http://www.recyclenow.com) to see a list of collection points near you.

# PRODUCT FEATURES

## 1. On/Off Switch

To turn the unit **ON**, slide the **On/Off Switch** to the **ON** (☰) position. To turn the unit **OFF**, slide the **On/Off Switch** to the **OFF** (●) position.



## 2. Automatic Shut Off

To preserve battery life, the **Koala** will automatically power down after approximately 45 seconds without input. The unit can be turned on again by pressing the light up button.

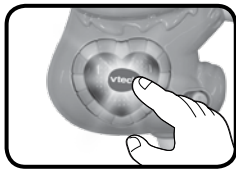
### NOTE:

If the unit powers down or the light fades out during play, we suggest changing the battery.

# ACTIVITIES


## 1. Light Up Heart Button

Press the **Light Up Heart Button** to hear playful songs, phrases and melodies. When a melody is playing, shake the **Koala** to hear fun sounds play over the melody.




## 2. Motion Sensor

Shake the **Koala** to activate the **Motion Sensor**. You will hear a variety of playful sounds.



## 3. Squeaker

Squeeze the heart on **Fox's** tummy to hear the squeaker.



## 4. On-the-Go Flashcards

Take the **Flashcards** on-the-go with the c-ring.





# MELODY LIST

1. Incy Wincy Spider
2. Mary Had a Little Lamb
3. Diddle, Diddle Dumpling
4. Farmer in the Dell
5. Oranges and Lemons
6. Goosey, Goosey Gander
7. Hickory, Dickory Dock
8. Humpty Dumpty
9. Jack Be Nimble
10. Little Miss Muffet
11. London Bridge
12. Pat-a-Cake
13. Ring Around the Rosy
14. Teddy Bears' Picnic
15. Polly Put the Kettle On

# SONG LYRICS

## Song 1

Koala kisses for me.  
Koala kisses for you.  
Koala kisses for everyone.  
I am full of love!

## Song 2

La-la-la-la, I'm a koala.  
I'm silly and smart.  
And I love to sing, la-la-la-la!

## Song 3

I have tremendous ears, also a heart to love,  
I am so cute and sweet, come along play here with me!

## CARE & MAINTENANCE

1. Keep the unit clean by wiping it with a slightly damp cloth.
2. Keep the unit out of direct sunlight and away from any direct heat sources.
3. Remove the battery if the unit will not be in use for an extended period of time.
4. Do not drop the unit on hard surfaces and do not expose the unit to moisture or water.

## TROUBLESHOOTING

If for some reason the program/activity stops working or malfunctions, please follow these steps:

1. Please turn the unit **OFF**.
2. Interrupt the power supply by removing the battery.
3. Let the unit stand for a few minutes, then replace the battery.
4. Turn the unit **ON**. The unit should now be ready to play with again.
5. If the product still does not work, install a brand new battery.

If the problem persists, please contact our Consumer Services Department and a service representative will be happy to help you

# CONSUMER SERVICES

Creating and developing **VTech**<sup>®</sup> products is accompanied by a responsibility that we at **VTech**<sup>®</sup> take very seriously. We make every effort to ensure the accuracy of the information, which forms the value of our products. However, errors sometimes can occur. It is important for you to know that we stand behind our products and encourage you to call our Consumer Services Department with any problems and/or suggestions that you might have. A service representative will be happy to help you.

## **UK Customers:**

Phone: 0330 678 0149 (from UK) or +44 330 678 0149 (outside UK)  
Website: [www.vtech.co.uk/support](http://www.vtech.co.uk/support)

## **Australian Customers:**

Phone: 1800 862 155  
Website: [support.vtech.com.au](http://support.vtech.com.au)

## **NZ Customers:**

Phone: 0800 400 785  
Website: [support.vtech.com.au](http://support.vtech.com.au)

# PRODUCT WARRANTY/ CONSUMER GUARANTEES

## **UK Customers:**

Read our complete warranty policy online at [vtech.co.uk/warranty](http://vtech.co.uk/warranty).

## **Australian Customers:**

VTECH ELECTRONICS (AUSTRALIA) PTY LIMITED –  
CONSUMER GUARANTEES

Under the Australian Consumer Law, a number of consumer guarantees apply to goods and services supplied by VTech Electronics (Australia) Pty Limited. Please refer to [vtech.com.au/consumerguarantees](http://vtech.com.au/consumerguarantees) for further information.

**Visit our website for more  
information about our products,  
downloads, resources and more.**

***www.vtech.co.uk***  
***www.vtech.com.au***

